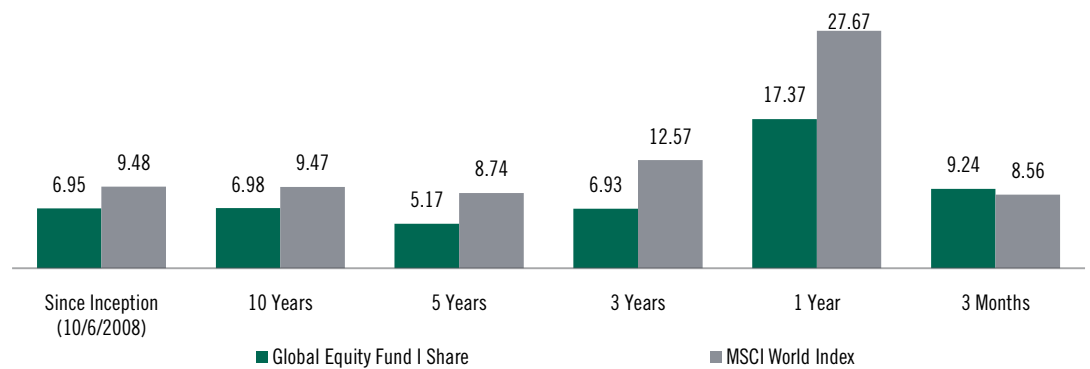


Brandes Global Equity Fund

- **Pioneer:** Brandes is a pioneer in value investing, having navigated global markets for over 40 years.
- **Value:** The fund consistently applies a disciplined investment process focused on uncovering companies worldwide with potentially attractive value attributes.
- **Flexibility:** Large-capitalization mandate with the ability and willingness to be different than the benchmark.

Average Annual Total Returns (%) as of 12/31/2019



Source: Brandes, MSCI. Performance data quoted, calculated in USD, represents past performance; past performance does not guarantee future results. The investment return and principal value of an investment will fluctuate so that an investor's shares, when redeemed, may be worth more or less than their original cost. Current performance of the fund may be lower or higher than the performance quoted. Performance data current to the most recent month end may be obtained by calling 800.395.3807. It is not possible to invest directly in an index.

Characteristics†

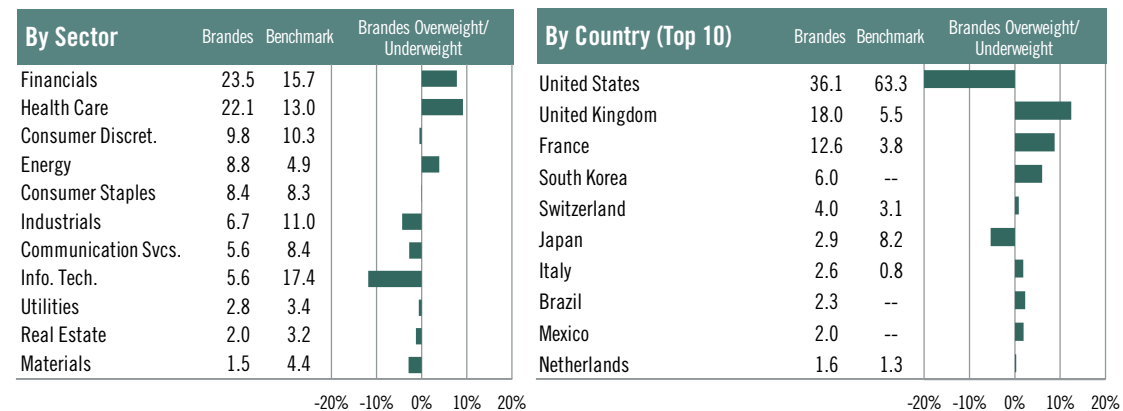
Brandes Global Equity Fund vs. MSCI World Index

	Brandes	Benchmark	Brandes	Benchmark
Price/Book	1.2x	2.5x	Active Share %	92.3
Price/Earnings	14.8x	19.3x	Number of Holdings	58
Price/Cash Flow	6.9x	12.3x	Weighted Average Mkt. Cap (\$bil)	86.6
Dividend Yield %	3.44	2.32	Standard Deviation (3 year) %	12.09

Source: Bloomberg, FactSet, MSCI.

Exposure†

Brandes Global Equity Fund vs. MSCI World Index

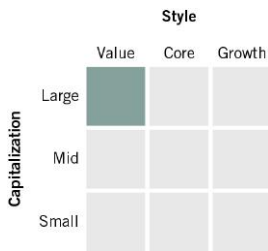


Source: Brandes, MSCI.

†Data as of 12/31/19.



INVESTMENT STYLE BOX



Source: Brandes. The Investment Style Box reveals a fund's investment strategy by showing its investment style and market capitalization based on the fund's portfolio holdings.

TOP 10 HOLDINGS†

Company	%
Sanofi	3.84
Citigroup Inc	3.65
GlaxoSmithKline PLC	3.62
Engie SA	2.77
Wells Fargo & Co	2.42
Bank of America Corp	2.36
Embraer SA	2.32
McKesson Corp	2.32
Cardinal Health Inc	2.25
Merck & Co Inc	2.18
Top 10 as % of Fund	27.73

Fund holdings are subject to change at any time at the discretion of the investment manager.

FEES AND EXPENSES

Class I: 1.00% (net) , 1.20% (gross)
Class A: 1.25% (net) , 1.40% (gross)
Class C: 2.00% (net) , 2.15% (gross)

The Advisor has contractually agreed to limit operating expenses through January 31, 2020 (the "Expense Cap"). The Expense Cap may be terminated at any time by the Board of Trustees upon 60 days' notice to the Advisor, or by the Advisor with the consent of the Board.

SEC 30-Day Yield ¹	(sub.)	(unsub.)
Class I BGVIX	2.55%	2.06%
Class A BGEAX	2.31%	1.86%
Class C BGVCX	1.55%	1.12%



Calendar Year Total Returns (%)

	2010	2011	2012	2013	2014	2015	2016	2017	2018	2019
Global Equity Fund I Share	10.11	-6.16	11.60	30.59	1.37	-2.64	8.06	16.22	-10.36	17.37
MSCI World Index	11.76	-5.54	15.83	26.68	4.94	-0.87	7.51	22.40	-8.71	27.67

Performance data quoted, calculated in USD, represents past performance; past performance does not guarantee future results. The investment return and principal value of an investment will fluctuate so that an investor's shares, when redeemed, may be worth more or less than their original cost. Current performance of the fund may be lower or higher than the performance quoted. Performance data current to the most recent month end may be obtained by calling 800.395.3807.

Investment Objective: The Fund seeks long-term capital appreciation by investing in equity securities of issuers it believes are undervalued relative to their financial strength and upside potential.

Price/Book: price per share divided by book value per share. **Price/Earnings:** price per share divided by earnings per share. **Price/Cash Flow:** price per share divided by cash flow per share. **Active Share:** a measure of the percentage of stock holdings in a manager's portfolio that differ from the benchmark index. **Standard Deviation:** a measure of how much an investment's returns can vary from its average return. **Weighted Average Market Cap:** The weighted average capitalization of the companies based on total securities owned in the portfolio. **Dividend Yield:** calculated by annualizing the last quarterly dividend paid and dividing it by the current share price. The dividend yield is that of the securities held in the portfolio; it is not reflective of the yield distributed to shareholders.

SEC 30-Day Yield: This calculation is based on a 30-day period ending on the last day of the month shown. It is computed by dividing the net investment income per share earned during the period by the maximum offering price per share on the last day of the period. The yield figure reflects the dividends and interest earned during the period, after the deduction of the fund expenses. A subsidized yield takes into consideration the expenses paid by the Advisor.

The MSCI World Index with net dividends captures large and mid cap representation of developed markets.

MSCI has not approved, reviewed or produced this report, makes no express or implied warranties or representations and is not liable whatsoever for any data in the report. You may not redistribute the MSCI data or use it as a basis for other indices or investment products.

Because the values of the Fund's investments will fluctuate with market conditions, so will the value of your investment in the Fund. You could lose money on your investment in the Fund, or the Fund could underperform other investments. The values of the Fund's investments fluctuate in response to the activities of individual companies and general stock market and economic conditions. In addition, the performance of foreign securities depends on the political and economic environments and other overall economic conditions in the countries where the Fund invests. Emerging country markets involve greater risk and volatility than more developed markets. Some emerging markets countries may have fixed or managed currencies that are not free-floating against the U.S. dollar. Certain of these currencies have experienced, and may experience in the future, substantial fluctuations or a steady devaluation relative to the U.S. dollar.

Must be preceded or accompanied by a prospectus.

The foregoing reflects the thoughts and opinions of Brandes Investment Partners® exclusively and is subject to change without notice. Brandes Investment Partners® is a registered trademark of Brandes Investment Partners, L.P. in the United States and Canada.

The Brandes Global Equity Fund is distributed by ALPS Distributors, Inc.

BI0001018 5/31/21

MSWM